





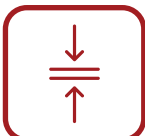




# Radiant Floor Heating Made Easy.

The Prodeso Cable Installation Membrane is an energy-efficient, radiant heat installation membrane that minimizes effort while providing a framework for electric floor heating cable.



	<b>Install Heat Wherever You Need It</b>		<b>Cost &amp; Time Saving Installation</b>
	<b>Protects Tile &amp; Stone Installation</b>		<b>Uncoupling &amp; Crack Isolation</b>
	<b>Allows Load To Be Distributed Evenly</b>		<b>Minimal Height Increase</b>
	<b>10 Year Warranty</b>		<b>Polypropylene Membrane Naturally Waterproof*</b>

\*Prodeso accessories, installed per instructions, are needed to achieve waterproofing for your Prodeso Cable Installation Membrane.

## About the Membrane

The Prodeso Cable Installation Membrane is a polypropylene uncoupling and crack isolation membrane with rounded square-shaped reliefs. Its unique design allows quick and easy installation – in and out in one day, flexibility to adjust to any room size and requires no waiting. Another advantage is the low profile that works well for projects where the new floor is installed directly over the old one. In addition, this cost- and time-effective heat membrane allows quick installation of tile and floor heating over a variety of difficult substrates, such as plywood or concrete slabs or wherever heat is desired.

The long-lasting Prodeso Cable Installation Membrane makes it fast and easy to install electric floor heating. There is no waiting required after installation so you can begin laying the flooring immediately.

## Installation Overview

Please Note: The substrate must be ready to bear weight, solid, level and free from all substances like oil and grease that could compromise the adhesion of the Prodeso Membrane.

- 1** Cut the Prodeso Membrane to the desired length and apply the adhesive on the substrate using a notched trowel. Use an adhesive suitable for your subfloor:  
  
**Wood & Cement Subfloors:** Latex-modified Thinset (ANSI A118.11)  
**Existing Vinyl Floor:** Fast Setting, Latex-modified Thinset (ANSI A118.4 – A118.15) **Anhydrite/Gypsum-Based Underlayment:** Unmodified Thinset Mortar (ANSI A118.1)
- 2** Lay the previously cut roll over the wet adhesive.
- 3** Press the membrane evenly with a plaster trowel float, making sure to check for coverage. In case of partial coverage, increase the amount of adhesive.
- 4** Lay the next sheet of the membrane, making sure to align it with the previous one without overlapping. Align the square reliefs. To protect the membrane against damage or detachment from the support, it is recommended to use walking boards.
- 5** Tiles can be immediately laid after the installation of the heating cables. Use the flat side of the trowel to fill with an unmodified thinset in the cavities of the membrane and apply the same to the tile.
- 6** Carefully lay the tiles and press them on the layer of adhesive. If a thin layer of skin has formed, remove it and apply it again. Occasionally remove and check some tiles to ensure full back coverage.

## Available Sizes

SKU	Dimensions	Sq. Ft.	MSRP US	MSRP CA
TC-MEM-BL-054	3.3 ft. x 16.4 ft.	53.8	\$169.00	\$219.00
TC-MEM-BL-162	3.3 ft x 49.2 ft.	161.5	\$419.00	\$529.00

Appearance	Polymeric Membrane
Color	White / Cyan Blue
Shelf life	24 months in dry environment avoiding direct sunlight and heat sources
Total thickness	≈ 7/32 in. (5.6 mm)
Width	≈ 3.37 ft.
Weight of non-woven PP	≈ 16 oz/ft <sup>2</sup>
Weight of PP sheet	≈ 2.46 oz/ft <sup>2</sup>
Rounded square shaped reliefs number	≈ 95/ft <sup>2</sup>
Crack – Bridging Ability	≥ 3/64 in.
Working temperature range	-40° F / +176° F -40° C / +80° C

## Prodeso Accessories


Prodeso ProBand rolls and Prodeso Preformed Corners, is a waterproof polyethylene tape with a non-woven fleece sheet on both sides, which ensures adhesion. Used in construction of perimeter joints and between adjacent sheets of Prodeso Heat Membrane. Guarantees waterproofing of indoor environments that may come in contact with water such as bathrooms, saunas and kitchens.

## Available Sizes


SKU	Dimensions	MSRP US	MSRP CA
TC-MEM-BL-BND-0616	Prodeso ProBand 6" x 16' for Membrane (Roll)	\$41.43	\$51.79
TC-MEM-BL-BND-0698	Prodeso ProBand 6" x 98' for Membrane (Roll)	\$184.29	\$230.36
TC-MEM-BL-CNR-IN	Prodeso Preformed Inside Corner 6" x 6" for Membrane (Each)	\$15.00	\$18.75
TC-MEM-BL-CNR-OUT	Prodeso Preformed Outside Corner 6" x 6" for Membrane (Each)	\$15.00	\$18.75



**Prodeso ProBand Rolls**



**Prodeso Preformed external corner**



**Prodeso Preformed internal corner**